






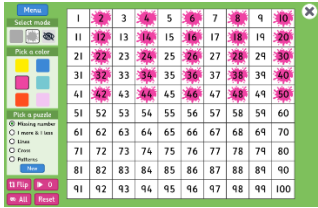


Year 1 homework  
Summer Term 1



We are giving the children in Year 1 the opportunity to choose their own homework. They will need to complete 1 writing, 1 maths and 2 theme activities. These can be presented as creatively as possible through writing, drawings, pictures, displays, models, or anything else creative that your child thinks of. If you have any questions regarding your child's homework, please speak to your child's class teacher. We recommend that you help your child to spread the homework out over the half term ready to be brought into school on Wednesday 24<sup>th</sup> May 2023. The children will then be given the opportunity to share their homework with their peers.

Reading	Writing	Maths	Theme
<p><b>Please read with your child as much as possible. Try to read different genres including fiction, non-fiction, poetry, playscripts, and comics.</b></p> 	<p><b>Vocabulary share</b> Can you think of any interesting and descriptive vocabulary that you could use when writing about yourself? Write some sentences using the vocabulary you have thought of.</p> 	<p><b>Fun fractions</b> Create a restaurant menu where people order the food in different fraction amounts. e.g. <math>\frac{1}{4}</math> of a banana, <math>\frac{1}{2}</math> a slice of toast, <math>\frac{3}{4}</math> of a pizza.</p> 	<p><b>Family focus</b> Choose a family member and create a piece of artwork which represents that family member - this could be a collage, painting or drawing. Write about the family member that you have chosen. Please include their name, age and some fun facts about them.</p>
 <p><b>Can you notice any similarities or differences between fiction and non-fiction books?</b></p>	<p><b>Party planner</b> Design and write an invitation to invite guests to a party for the King's Coronation. Make sure you use a capital letter for the proper nouns you have used (people's names and places), as well as full stops and finger spaces.</p>	<p><b>Doubles in the real world</b> Look for doubles in the real world. e.g. A person has 2 hands with 5 fingers. Draw pictures or take photographs of doubles in action.</p>	<p><b>Your garden at home</b> Document and follow the changes in your garden at home over the next few weeks. You could include photographs or diary entries of any changes in the plants or wildlife you notice in your garden.</p> 
<p><b>What are the key reoccurring features of a book? E.g. title, blurb and spine.</b></p>	<p><b>Book review</b> Write about your favourite book and the characters in the book. Can you use adjectives to describe the characters and how the book makes you feel?</p>  <p>Make sure that you use capital letters, full stops and finger spaces in your writing.</p>	<p><b>Paint the squares</b> Using the 100 square, see if you can paint the multiples of 2, 5s and 10s.</p> <p><a href="https://www.topmarks.co.uk/learning-to-count/paint-the-squares">https://www.topmarks.co.uk/learning-to-count/paint-the-squares</a></p>  <p><b>Always have adult supervision when using an interactive site.</b></p>	<p><b>Research a country</b> Choose any country that you like and make a poster for it. On the poster please include:</p> <ul style="list-style-type: none"> <li>- The location of the county on a world map</li> <li>- How you would travel to the country from Ipswich</li> <li>- Famous attractions and landmarks of the country</li> <li>- The average summer temperature of the country and what clothing you would recommend a tourist to wear there.</li> </ul>