

Welcome to Year 1



Year 1

Meet the Team



The Teachers:

- 1CD- Mrs Collins Year Group Lead and Miss Downing
- 1C- Miss Cartwright
- 1F- Miss Flewitt

LSAs:

Mrs Swan, Mrs Banyard, Mrs Clarke (shared across the year group)

Additional designated support staff

*Mrs Francis, Mrs Holmes, Mrs Coghill, Mrs Joyce, Mrs Davies,
Mrs Clarke, Mrs Ford*



The Year I Curriculum

Autumn

Toys

Spring

Transport

Summer

Seaside



Our themes

In year one we will be using cross- curricular learning.

We will be using practical learning activities alongside written tasks in theme.

Weekly Timetable example

M	8.55-9.20 Phonics	9.20-10.20 Maths	10.20-10.35 Break	10.35-10.50 Assembly	10.50-11.50 English	11.50-12.00 Mastering number	12.00—1.00 Lunch	1.00-1.25 Reading	1.25-2.10 Foundation 2 (45 mins) Art A1 Science A2	2.10-2.25 Break	2.25-3.05 Foundation 1 (40 mins) History A1 Geography A2	3.05-3.20 Reading for pleasure
T	8.55-9.20 Reading	9.20-10.20 PPA 1 Music Outdoor PE RE		10.35-10.50 Singing Assembly	10.50-11.50 PPA 2	11.50-12.00 Mastering number		1.00-1.25 Phonics	1.25-2.10 Maths		2.25-3.05 English	3.05-3.20 Reading for pleasure
W	8.55-9.20 Phonics	9.20-10.20 Maths		10.35-10.50 Class Assembly	10.50-11.50 English	11.50-12.00 Mastering number		1.00-1.25 Reading	1.25-2.10 Foundation 1 (45 mins) Computing A1 DT A2		2.25-2.50 Handwriting Penpals	2.50-3.10 Reading for pleasure with Parents
TH	8.55-9.20 Phonics	9.20-10.20 Maths		10.35-10.50 Phase Assembly	10.50-11.50 English	11.50-12.00 Mastering number		1.10-1.50 Indoor P.E Foundation 1 (40 mins)	1.50-2.10 Reading		2.25-3.05 DT x3 weeks A1, DT x3 A2 Extra phonics time x3	3.05-3.20 Reading for pleasure
F	8.55-9.20 Phonics	9.20-10.20 Maths		10.35-10.50 Mastering number	10.50-11.50 English	11.50-12.00 Reading for pleasure		1.00-1.25 Reading Library book change	1.25-2.10 Foundation 1 (45 mins) Spellings /handwriting A1 and A2		2.25-2.50 Foundation 2 (25 mins) PSHE	2.50-3.20 Assembly

Equipment



- *PE is on a **Tuesday and Thursday** Please ensure your child has their kit in all term.*
- *Indoor PE kit includes plimsoles.*
- *Outdoor PE kit track suit, joggers, trainers (suitable for colder weather) socks please. Earing tape if needed.*
- *Please ensure all items of clothing and shoes are named. Lost items can only be returned if they have your child's name and class on them. Un-named items can be collected from 'lost property' in the entrance of school.*

Equipment

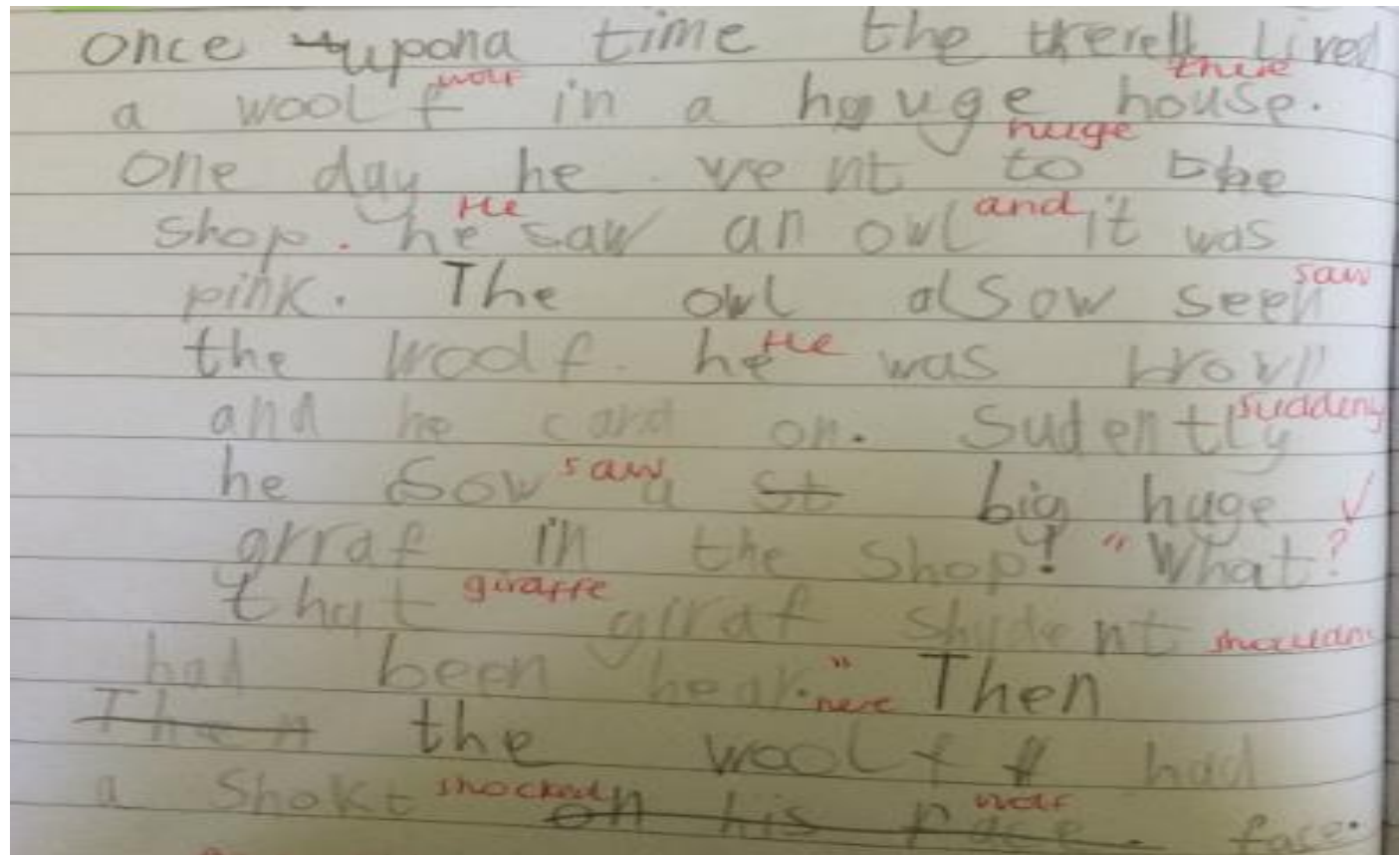


- Please can you provide your child with a named painting apron. (This can be an old shirt or top to protect school uniform)
- Pencil cases are not necessary as we have all the equipment needed in school.
- In bad weather please send your child with a coat, hat, gloves & wellies/boots as we do go out to play in all weathers.



End of year expectations

This is the current expectation for English EXPECTED children by the end of year 1.



once upon a time the therell lived
a woolf^{wolf} in a huge^{huge} house.^{there}
One day he went to the
shop. he^{he} saw an owl^{and} it was
pink. The owl also^{saw} seen
the woolf. he^{he} was bravo
and he card on. Suddenly^{suddenly}
he saw^{saw} a st big huge
giraf^{giraffe} in the shop! "What?
That giraf^{giraffe} shudent^{shudent}
had been here^{here} Then
The woolf^{wolf} had
a Shokt^{shocked} on his face^{face}.


Power Maths

Unit 1 Numbers to 10



In this unit we will ...

- ✦ Sort and count objects to 10
- ✦ Count and write to 10
- ✦ Count backwards from 10 to 0
- ✦ Count one more and one less
- ✦ Compare and order numbers
- ✦ Learn to use a number line

You can count to find how many there are. How many  are there?



We will need some maths words.
Do you know some of these?

sort groups digits count back
fewer one more, one more than
one less, one less than matched
less than (<) greater than (>)
equal to (=) most least
fewest greatest number line
number track pattern

Do you remember how
to say these numbers?
Count to 10!

1 2 3 4 5 6 7 8 9 10



How you can support your child at home.

- **Reading** – Hearing your child read daily will enhance their progress. Please record in the reading diary when you are able to listen to them read. The reading you record in their reading diaries can include all reading including books from home, recipes, magazines, online information etc. We look forward to seeing all of the reading your child does at home.
- When we change the reading books on **Monday and Friday** we will only issue a new book if they can see that the previously issued book has been read at home.
- We read with the children every week and will assess your child's progress. Please keep in touch and let us know how you feel your child is doing.



Reading Books

- We will be issuing a library book every week. Please keep these in the book bags so that they can be swapped each week.
- We have invested in a new scheme for reading books and we will be issuing these by the end of next week.
- We have noticed that whilst most children have good phonic knowledge that we need to focus on blending. Please could you support your child with this.



E books

- Our fantastic new scheme Bug Club also offers the opportunity for children to access a range of high quality ebooks that will be set at the level your children are reading.
- Let's have a look at a Bug Club ebook.



Guided Reading Questions

Who are the key characters in your book?

What is your favourite part of the story?
Why?

How many paragraphs are on the page?

What does the glossary tell us?

Where and when did the story take place?

What happened in the story?

What questions would you ask your favourite character?

What do the pictures tell us?

Find 3 words that describe your favourite character.

What do you think the story is going to be about?

What do you think might happen next?

Why is the text organised in this way?

Find a few words or phrases that tell you about the setting.

Who would you like to meet in the story?

Why are some sentences shorter than others?





How you can support your child at home.

- *Your child will have a homework book and they only need to bring it in at the end of every half term on the date provided on the homework sheet.*
- *Your child's homework will consist of 9 different activities, 3 maths, 3 English and 3 theme or as stated on the page.*

How you can support your child at home.



Year 1 homework Autumn Term 1



This year we are giving the children in year 1 the opportunity to choose their own homework. They will need to complete 1 writing, 1 maths and 2 theme activities. These can be presented as creatively as possible through writing, drawings, pictures, displays, models or anything else creative that your child thinks of. If you have any questions regarding your child's homework please speak to your child's class teacher. We recommend that you help your child to spread the homework out over the term ready to be brought in to school on **Monday 15th October 2018**. The children will then be given the opportunity to share their homework with their peers.

Reading	Writing	Maths	Theme
Please read with your child as much as possible. Try to read different genres including, fiction, non-fiction, poetry, scripts and comics.	Look at the stars at night. Can you think of any words to describe them? E.g. shining	Count how many stairs are in your house. Can you count them forwards as you go up the stairs and backwards as you go down?	Make your own alien. What is it called? What does it like doing? You can use any materials you would like. Eg paper, lego, boxes etc.
	Keep a diary for a weekend. You could write, draw pictures or take photos to record your adventures.	Look at some money. How many different coins are there? What do they different numbers on the coins mean? Can you use the coins to buy something at a shop?	Look at some pictures of when you were a baby. Talk to your grown up, when did you learn to walk? When did you learn to talk? Can you draw what you used to look like at different ages?
	Say some sentences about your favourite toy or pet. Why do you like them? Can you write down some of your sentences with a grown up?	Go on a shape hunt around your house. How many different shapes can you find?	Find out about space. Can you learn the names of some of the planets? What other things are in space?

We will not be doing weekly spelling tests; however we will be focusing on spelling the common exception words in school and these are listed below if you would like to look at them at home too.

I	your	be	she	no	my	there
you	they	he	we	so	here	where
		me		go		

How you can support your child at home.

- *Your child will need to do 6 of the activities at home over the course of the half term (averaging at one a week).*
- *The tasks are varied and we hope that there will be activities that all children enjoy.*
- *On the due in date we would like to see the homework your child has done, it can be models, drawings, photos, written, poster or any other imaginative way your child would like to show!*
- *Any problems with your child's homework please come and see the class teacher.*

How you can support your child at home.

- ***Independence*** – we know that the transition from Reception can be a challenge for some children. Please support them by developing their independence at home.



Life at school is easier if a child can attend to their own personal hygiene, dress themselves and organise their own belongings.



Growth Mindset

- *We have been promoting the philosophy of ‘Growth Mindset’ and encouraging independence.*
- *This shows the children that their basic abilities can be developed through dedication and hard work—brains and talent are just the starting point.*
- *This view creates a love of learning and a resilience that is essential for great accomplishment.*
- *This focusses on the power of ‘yet’.*

Rules and Rewards

- **Rules** – please help us to remind the children of three simple school rules.
- BE SAFE
- BE READY
- RE RESPECTFUL
- **Rewards**
 - Merits Points
 - Head teacher award
 - Verbal praise, smiley faces, stickers
 - Class points
- In the classroom and online you will find a copy of the school's behaviour & presentation guides.



School Attendance

from an original presentation by Mrs C Watson, Newmarket College.

Many pupils have an attendance rate of around 90%.

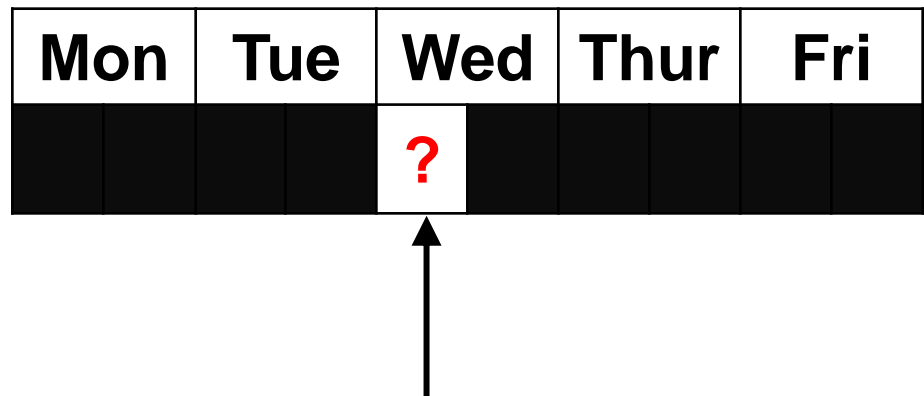
Most parents think that this is pretty good.

**So, what does an
attendance rate of 90%
look like?**

School Attendance

If your child has 90% attendance it means that they were absent from lessons for the equivalent of **one half-day every week.**

Mon	Tue	Wed	Thur	Fri
		?		



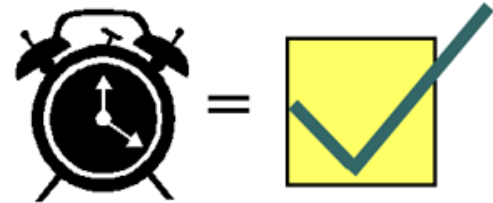
Absent half a day every week

90% attendance means your child has missed the equivalent of **four whole weeks** of lessons in the school year.

Sept									July
				?					



...Every Minute Counts



Lateness = Lost Learning *(Figures below are calculated over a school year)	
5 minutes late each day	approximately 3 days lost!
10 minutes late each day	approx 6.5 days lost!
15 minutes late each day	approx 10 days lost!
20 minutes late each day	approx 13 days lost!
30 minutes late each day	approx 19 days lost!

Start and end of day routine

- Please inform the class teacher, **in writing**, of your child's before and after school childcare and club activity arrangements. This is to ensure the safety of all children especially at the end of the day when there are lots of adults on the playground and pupils leaving the classrooms.
- It would also help us greatly if you could convey **any communication in the morning via a note** given to the class teacher or an email to the school. It is important that we see all children safely into school and cannot do so if we are distracted by conversations at the gate.
- If you need to meet with us please don't hesitate to ask via a note and brief explanation of why and we can do our best to either contact you by phone or book a meeting.



Books Bags and Readers

- *If you are DBS checked, have a spare half hour in the morning or afternoon and are interested in helping with the book bags and readers please speak to your child's class teacher or write a note to say when is suitable for you.*





History Workshop and Reading for enjoyment

- We would like to invite you to join us for our History workshop on Wednesday 21st. Please sign up for a session.
- Every Wednesday we would like to invite you to join us for 20mins 2.50-3.10 for a reading for enjoyment session with your child.

End of the day

In order to ensure a safe handover at the end of the day we ask that all adults collecting children consider each other.

We ask kindly that adults do not crowd around the gates as it makes it difficult for children to walk safely to their adult.

It would make things much easier if you could try and stand in the same area every day. This way teachers and children will know where to look.

Parents of children in 1CD please stay within the school gates rather than on the car park.

Any Questions

- *You will have an opportunity to discuss how your child has settled in to Year 1 at the October parents evening.*
- *Meanwhile if you have any questions or concerns please contact your child's class teacher or phase leader as soon as possible. It is easier to sort problems when they are small. So any queries, worries or questions, no matter how small. Please ask we are more than happy to help.*
- *Any questions?*
- *Thank you for coming.*

These pages will be available on the Broke Hall website along with other useful information and newsletters.